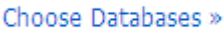


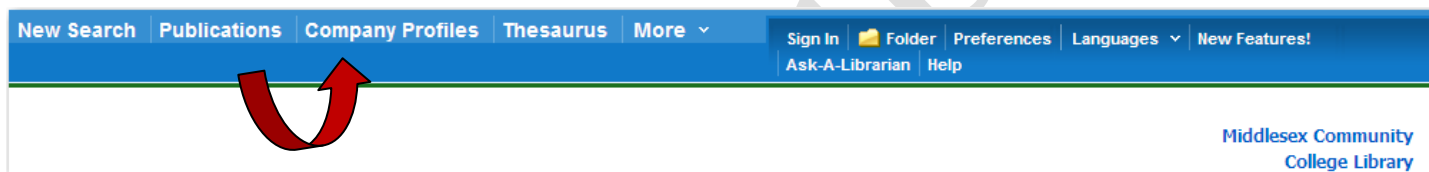


Searching for Company Reports in EBSCO Business Source Premier

Knowing how to thoroughly research a company is an important aspect of any business education. “**Business Source Premier**,” an EBSCO database, is the premier tool for business and company information.

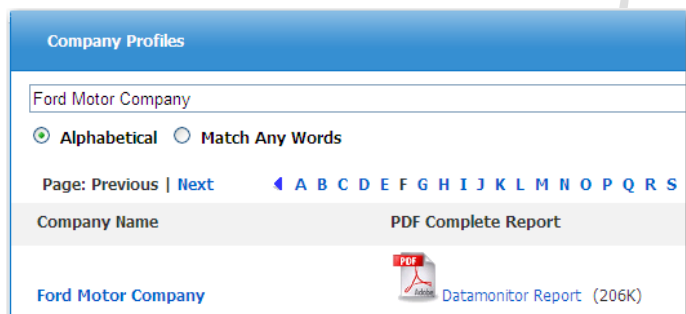
- Go to **<http://libguides.middlesex.mass.edu/library>**
- Click on the Research Guides tab
- Select the Business Research Guide
- Select EBSCO Business Databases
- Click on Choose Databases 
- Un-check Regional Business News and Academic Search Premier. Click OK.

From the main screen you can search for magazine or journal articles about a company or for specific corporate information, ignore the basic search box and click on “**Company Profiles**.”



Type your company name into the search box and hit **browse**.

To access the corporate information simply click on the “**Datamonitor Report**.”



The Datamonitor Report will come up as a PDF file with a menu on the left for easy navigation. Scroll through the entire report or click on the sections that interest you.

Print the report by using the printer icon within the PDF frame or email it with the link at the top. For additional information, contact a Reference Librarian.