




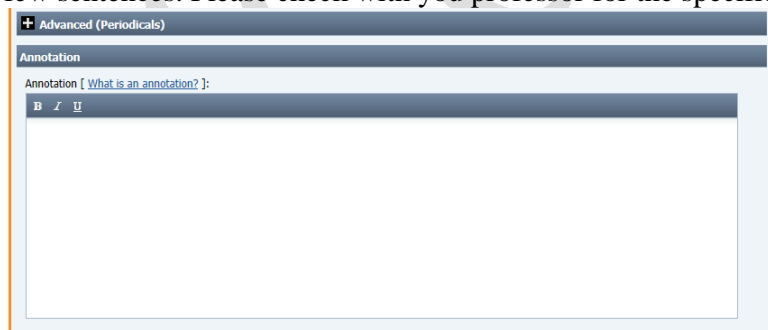
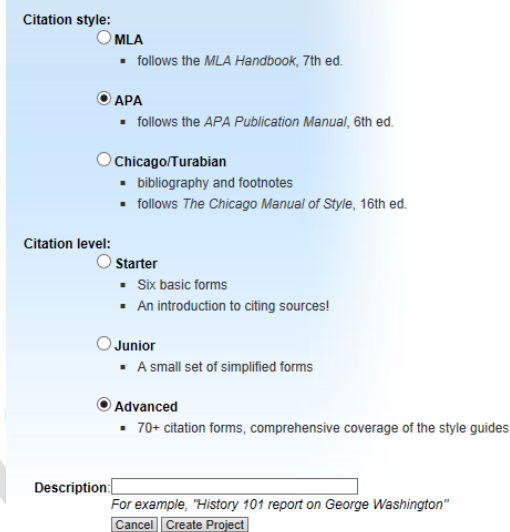
Noodlebib - APA Annotated Reference List

The first time you access Noodlebib you must **create a Personal ID**. We recommend that you use your MCC A# and password as your login for this account. To identify yourself as a Middlesex student, please go to <http://tinyurl.com/noodlebib> or access Noodlebib through the MCC Library [website](http://www.noodletools.com/login.php). Once your ID is established you can go directly to the Noodlebib site at <http://www.noodletools.com/login.php>. Students who already have accounts may be prompted to add their graduation year and initials if they have not already done so.

- Sign into the account you created.
- Click on 
- **APA** citation style
- **Advanced** citation level
- Paper topic in **description**
- **Create Project.**
- **Description** is entered for your use only and can be topic, class name or teacher but each works cited page should have its own folder.
- From the **Components** section on the left hand side select references.




You will need to select a citation type for each entry.

- After making a choice, click on **Create Citation.**
- **MCC databases** can be found in the Electronic/Online section. Select the Source type from the list provided.
- Answer the questions on the screen. The name of the Database should be on your printout.
- If you are required to write an annotation, a box at the very bottom of the entry is available for you to write a few sentences. Please check with you professor for the specifics of the assignment.


If you chose the wrong citation type it can be modified along the way.

Once the citation is created you can edit, delete, or receive information about the in-text reference.

 Edit  Copy  Delete
In-text reference
Have a question?

-  your works cited page when complete.